

THE XR5 IS DEVELOPED TO DELIVER QUALITY TIME AND TIME AGAIN, TO GIVE YOUR LAWN THAT FLUFFY LOOK.



## THE GARDENING ASSISTANT YOU'VE BEEN LOOKING FOR

The XR5 has been developed to cut your lawn that your neighbour will think you have cut it yourself. The high quality steel blades cut your grass for health and thickness so you get a luscious lawn with the time back to actually enjoy it.



### 1. BEAUTIFULLY FINISHED EDGES

Cutting beyond the edge of the wheel, the XR5 gives you a finish to be proud of, even on uneven surfaces.



### 2. HANDLES THICK GRASS AND UNEVEN TERRAIN

The XR5 is designed to handle uneven terrain and keep the lawn freshly cut and good looking.



### 3. EASY TO USE

From our easy to use interface and other features, including the charging station, Cub Cadet makes the XR5 quick and easy to install.



### 4. EASY TO MAINTAIN

XR5 has been developed to self-clean, giving you more time in the garden. For complete peace of mind, you should arrange an annual maintenance service with your dealer.

FLOATING DECK

SELF CLEANING DECK AND WHEELS

360 DEGREE SENSOR



DISCOVER THE XR5!

EDGE MODE TECHNOLOGY

SPECIALLY DESIGNED CUTTING SYSTEM

4.3" TOUCHSCREEN

SLOPE HANDLING TECHNOLOGY

HIGH TRACTION WHEELS FOR UNEVEN TERRAIN

# XR5 MOWING IN A CLASS OF THEIR OWN

From floating deck and slope handling to beyond-the-wheel edge cutting mode, the Cub Cadet XR5 range is packed with features that give your lawn a beautiful finish. The double mowing deck models are designed for lawn areas of up to 3000/4000 m<sup>2</sup> while their smaller siblings are for 1000/2000 m<sup>2</sup>. All XR5s models are eligible for 1 free year additional warranty\*\* – protection against theft and vandalism included.

## XR5 ENDURO SERIES®



XR5 1000	
Cutting width:	21 cm
Cutting height:	20-100 mm
Lawn area (rec.):	Up to 1.000 m <sup>2</sup> *
Mowing time (per charge):	40-50 min
Engine:	DC Brushless
Power consumption:	4,0 kWh/month
Model no.:	22AKFEFA603

XR5 2000	
Cutting width:	21 cm
Cutting height:	20-100 mm
Lawn area (rec.):	Up to 2.000 m <sup>2</sup> *
Mowing time (per charge):	80-90 min
Engine:	DC Brushless
Power consumption:	7,3 kWh/month
Model no.:	22AKHEFA603




DOUBLE DECK WITH 42 CM CUTTING WIDTH

XR5 3000	
Cutting width:	42 cm
Cutting height:	20-100 mm
Lawn area (rec.):	Up to 3.000 m <sup>2</sup> *
Mowing time (per charge):	80-90 min
Engine:	DC Brushless
Power consumption:	8,7 kWh/month
Model no.:	22AKJEFA603

XR5 4000	
Cutting width:	42 cm
Cutting height:	20-100 mm
Lawn area (rec.):	Up to 4.000 m <sup>2</sup> *
Mowing time (per charge):	110-120 min
Engine:	DC Brushless
Power consumption:	11,5 kWh/month
Model no.:	22AKLEFA603

\*Max. mowing area under ideal mowing conditions: flat level lawn, simple rectangular shape, no obstacles, no additional zones, and modest lawn growing pace.



**1. FLOATING DECK**  
Designed even for uneven lawns it provides a beautiful finish.



**2. SLOPE HANDLING**  
45% slope handling performance makes light work of challenging lawn setups.



**3. 100 MM CUTTING HEIGHT**  
Tall, thick grass is not a problem with a 100 mm maximum cutting height.



**4. PATENTED HIGH TRACTION WHEELS**  
The patented wheels deliver high traction and a smooth drive.



**5. LOW NOISE**  
Thanks to its drive motor, the XR5 mows quiet.



**6. SELF-CLEANING**  
Self cleaning deck and wheels, making maintenance a breeze.



**7. 4.3" TOUCHSCREEN**  
Set your mower to the exact setting you want with an easy-to-use 4.3" LCD touchscreen.



**8. EDGE MODE TECHNOLOGY**  
The XR5's edging ability mows beyond the wheel to help deliver a precise finish every time.



**9. PATENTED CUTTING SYSTEM**  
Thanks to its patented cutting system you can have a great cut.



**10. 360 DEGREE SENSOR**  
The XR5's omni-directional obstruction sensor helps it navigate around obstacles (please still make sure that there are no children or pets on the lawn while mowing).

**3 YEARS\*\***  
Cub Cadet  
**WARRANTY**

**FREE 1-YEAR EXTENDED WARRANTY**  
available!  
For more information visit [www.cubcadet.eu](http://www.cubcadet.eu)

\*\* Manufacturer's warranty from Stanley Black & Decker Outdoor GmbH, limited to supplementary performance and according to the warranty conditions (available at [www.cubcadet.eu](http://www.cubcadet.eu)).


Images partly show previous year's models

# COMPLETE CONTROL VIA SMARTPHONE

The App allows the robotic mowers in the XR ENDURO SERIES to be controlled and programmed conveniently using your smartphone. Equipped with a supporting industry standard for optimal connectivity. Simply download the app, install it on your phone and get mowing.



### Select my working days



### Select my working hours

Total 12H a day | 72H a week

24H OFF

### Mower's Battery

75% | Charging

### Mowed Area

73%

### Remaining Mowing Time

1 day, 2 hours, 30 minutes

### Inactive Time

Next Depart: FRI 07:30

### Mower sound alerts

ON

### Theft Protection Alarm

OFF

### Signal Type

Signal type - B

#### CONTROL

- Set mowing schedule
- Manage multiple zones
- Send to mow
- Return to base
- Manual drive
- Theft protection

#### INFO












- Mowing history
- Mowed area
- Departure times
- Remaining mowing time

#### ADVANCED

- Operational alerts\*
- GEO-FENCE - Trace your mower in case of theft

\*Subject to your approval

# ROBOTIC MOWER ACCESSORIES

PERIMETER SETTING			
	Perimeter wire (650 metres on spool)		Mod. no.: MRK0067B
	Installation Kit small (for max. 400 m²) 100 m wire, 150 pegs		Mod. no.: 122-001-603
	Installation Kit medium (for max. 1.200 m²) 150 m wire, 200 pegs		Mod. no.: 122-002-603
	Installation Kit large (for max. 2.500 m²) 250 m wire, 350 pegs		Mod. no.: 122-003-603
REPLACEMENT BLADES			
	Blade kit XR5 models		Mod. no.: 122-105-603
COVERS			
	RoboHome for XR5 models		Mod. no.: 122-085-603



# TABLE OF PRODUCTS

	XR5 1000	XR5 2000
<b>BATTERY</b>		
Engine	DC Brushless	DC Brushless
Battery	18,15V Li-Ion	18,15V Li-Ion
Mowing time (per charge)	40-50 min	80-90 min
Charging time	60-120 min	60-120 min
Power consumption	4,0 kWh/month	7,3 kWh/month
<b>CUTTING SYSTEM</b>		
Lawn area (rec.)	Up to 1.000 m <sup>2</sup> *	Up to 2.000 m <sup>2</sup> *
Cutting width	21 cm	21 cm
Cutting height (min.-max.)	20-100 mm	20-100 mm
Blades	4 cutting blades	4 cutting blades
Spare blades	8	12
Mowing zones	1 main zone, 4 sub zones, separate zones	1 main zone, 4 sub zones, separate zones
Area coverage per hour	65 m <sup>2</sup> /h	65 m <sup>2</sup> /h
Maximum inclination	24° / 45 %	24° / 45 %
<b>EQUIPMENT</b>		
Base station	Included	Included
RoboHome	Optional (122-085-603)	Optional (122-085-603)
Display	4,3" HD coloured touch	4,3" HD coloured touch
App	Standard	Standard
Anti-theft	Standard	Standard
Bump-Sensor	360° detection	360° detection
Tilt-Sensor	Standard	Standard
Lift-Sensor	Standard	Standard
Edge mode	Standard	Standard
GSM modul	Standard	Standard
Wheels	Patented HIGH TRACTION wheels	Patented HIGH TRACTION wheels
<b>DIMENSIONS</b>		
Noise level LpA/LwA/LwAg	50/61/64 dB (A)	50/61/64 dB (A)
Dimensions (L/W/H)	66,3 / 50,7 / 28,5 cm	66,3 / 50,7 / 28,5 cm
Package dimensions (L/W/H)	82 / 54 / 32 cm	82 / 54 / 32 cm
Weight (net / incl. packaging)	10,5 / 18,5 kg	10,5 / 18,5 kg
<b>Model number</b>		
	22AKFEFA603	22AKHEFA603
<b>EAN</b>		
		

	XR5 3000	XR5 4000
<b>BATTERY</b>		
Engine	DC Brushless	DC Brushless
Battery	18,15V Li-Ion	18,15V Li-Ion
Mowing time (per charge)	80-90 min	110-120 min
Charging time	60-80 min	90-110 min
Power consumption	8,7 kWh/month	11,5 kWh/month
<b>CUTTING SYSTEM</b>		
Lawn area (rec.)	Up to 3.000 m <sup>2</sup> *	Up to 4.000 m <sup>2</sup> *
Cutting width	42 cm	42 cm
Cutting height (min.-max.)	20-100 mm	20-100 mm
Blades	2 x 4 cutting blades	2 x 4 cutting blades
Spare blades	16	24
Mowing zones	1 main zone, 4 sub zones, separate zones	1 main zone, 4 sub zones, separate zones
Area coverage per hour	135 m <sup>2</sup> /h	135 m <sup>2</sup> /h
Maximum inclination	24° / 45 %	24° / 45 %
<b>EQUIPMENT</b>		
Base station	Included	Included
RoboHome	Optional (122-085-603)	Optional (122-085-603)
Display	4,3" HD coloured touch	4,3" HD coloured touch
App	Standard	Standard
Anti-theft	Standard	Standard
Bump-Sensor	360° detection	360° detection
Tilt-Sensor	Standard	Standard
Lift-Sensor	Standard	Standard
Edge mode	Standard	Standard
GSM modul	Standard	Standard
Wheels	Patented HIGH TRACTION wheels	Patented HIGH TRACTION wheels
<b>DIMENSIONS</b>		
Noise level LpA/LwA/LwAg	50/61/64 dB (A)	50/61/64 dB (A)
Dimensions (L/W/H)	66,3 / 53,0 / 28,5 cm	66,3 / 53,0 / 28,5 cm
Package dimensions (L/W/H)	82 / 54 / 32 cm	82 / 54 / 32 cm
Weight (net / incl. packaging)	12,2 / 20,5 kg	12,2 / 20,5 kg
<b>Model number</b>		
	22AKJEFA603	22AKLEFA603
<b>EAN</b>		
	